

REFRIGERATION APPLIANCES

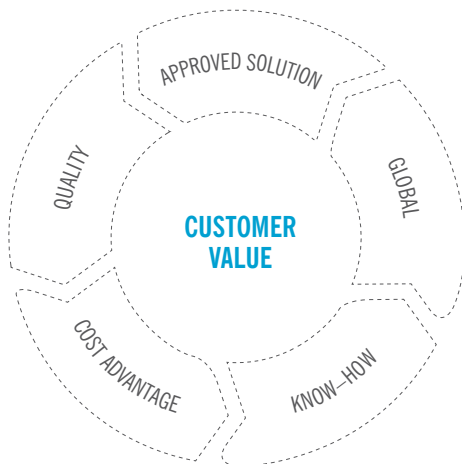
SERVICE AND ORIGINAL EQUIPMENT



FOR THE LAST 36 YEARS, VULKAN LOKRING HAS DEVELOPED, MANUFACTURED AND MARKETED MECHANICAL TUBE JOINING SYSTEMS FOR REFRIGERANT LINES.

VULKAN Lokring is a company that belongs to the VULKAN Group, which is a medium-sized family-owned enterprise for technical industrial applications with its head office in Germany. As a developer of the LOKRING technology, VULKAN Lokring is a market leader in the field of solder-free and non-detachable tube joints.

Developed originally for the most extreme conditions encountered in manned space travel, the LOKRING tube joining technique has undergone constant advanced development for applications in commercial refrigeration and air conditioning technology.



Therefore, VULKAN Lokring nowadays provides customised solutions for tube connections in the fields of the manufacturing, installation and servicing of refrigeration and air conditioning technology.

All from a single source – from separate development for customers to their own production range and right up to sales & service by local subsidiaries or authorised business partners.

APPROVED SOLUTION

1,500,000,000 LOKRING® CONNECTIONS

have been successfully used in the industrial volume production of refrigerators, freezers and air conditioning systems.

GLOBAL

470,000 LOKRINGS PER DAY

are produced in the 5 international manufacturing facilities of VULKAN Lokring on modern multi-spindle automatic lathe machines and shipped to 83 destination countries.

COST ADVANTAGE

7,000 CUSTOMERS

optimise their international competitive edge by using LOKRING tube connections as cost and quality benefit compared to brazed ones.

KNOW-HOW

650 UNIQUE TYPES OF LOKRING

are used at present by customers in order to optimally join tubes made of different materials and combinations of diameters.


QUALITY

100% QUALITY INSPECTION

of LOKRING based on automated industrial image processing as part of the certified VULKAN Lokring quality management system.

CONTENTS

←		VULKAN LOKRING
→	02	LOKRING®
→	08	STARTER KITS
→	10	ASSEMBLY TOOLS
→	12	LOKPREP
→	14	LOKRING® TUBE CONNECTIONS
→	18	STOPPERS
→	21	NAV CONNECTIONS
→	24	FILTER DRIERS
→	26	CHARGING TUBES
→	28	ACCESSORIES
→	32	LOKRING® ASSEMBLY
→	36	ONLINE-SERVICE
→	37	IMPRINT



VULKAN LOKRING

VULKAN LOKRING. LOKRING tube connections and tools are made by VULKAN Lokring in-house: Development, construction, manufacture as well as sales & service. For the customers, this means „all from a single source“ and directly from the manufacturer: customised planning and consultancy, supervision at the time of introduction, and support and service locally wherever required.



RESEARCH AND DEVELOPMENT. VULKAN Lokring is the inventor and developer of the patented LOKRING tube joint. For the last 36 years, experienced engineers have built new solutions for customers' applications in the development centre in Germany.



PRODUCTION. Approximately 500,000 LOKRINGS per day are produced on modern multi-spindle automatic machines in Germany, Brazil, India, USA and China. Therefore, for customers, LOKRING is the optimal partner when it comes to safety, flexibility and logistics.



QUALITY. The German standard of quality management is the benchmark for the international production of LOKRING. The certified quality management and the deployment of highly advanced industrial image processing systems facilitate 100% quality control.



SERVICE. Whether you are seeking planning and consultancy for optimising the refrigeration cycle system by using solder-free tube connections, support with the introduction of the LOKRING technology in production or after-sales service – everything is available locally with competent VULKAN Lokring technicians.



PRODUCT AND MANAGEMENT CERTIFICATION. TÜV and UL product certification. ISO 9001 certification of the quality management system. ISO 14001 certification of the environment management system. AEO certification. Leak-proof tests. Expert survey reports.



ENVIRONMENTAL ENGAGEMENT. Since our tube connections are hermetically sealed, we can ensure that no climate damaging refrigerants leak into the environment. Furthermore, LOKRING makes the use of environmental friendly but flammable refrigerants (HC) safer and allows the use of CO₂ (R744). Thus, by using LOKRING tube connections you make a contribution to the active protection of the environment.



THE BEST CONNECTION – WORLDWIDE. Operating with five international production locations, with 16 subsidiary companies and an additional 13 agencies worldwide, we ensure that VULKAN Lokring expertise is available on site throughout the world. This means that our customers have rapid access to our specialists and that the necessary solutions are quickly available exactly where they are needed.



CUSTOMER REFERENCES. A small selection from more than 6,600 satisfied customers:



LOKRING®

THE PATENTED LOKRING® TUBE CONNECTION SYSTEM PROVIDES AN INNOVATIVE SYSTEM OF SOLDER-FREE TUBE CONNECTIONS FOR EVERY REPAIR SITUATION IN REFRIGERATION APPLIANCES.

LOKRING tube connections can be made without a great deal of force being necessary, using simple hand assembly tools. LOKRING ensures an absolutely clean, permanent and purely mechanical tube connection with long-term her-


metic gas-tightness. This is confirmed by the special TÜV test and approval. All this makes LOKRING tube connections one of the most economical and reliable methods of connecting refrigerant tubes.

THE BENEFITS




- ⊕ Also suitable for flammable refrigerants
- ⊕ Customer-friendly onsite service
- ⊕ Absolutely clean, efficient and reliable
- ⊕ Repair work during business hours and public access
- ⊕ Repair work in situations where there is a fire hazard
- ⊕ Light hand assembly tool without energy exertion
- ⊕ No solder-related quality problems

AREAS OF APPLICATION

- ⊕ Household refrigeration appliances (refrigerators, freezers, wine coolers)
- ⊕ Ready-to-use refrigeration equipment (refrigeration cabinets, bars, lockers, chillers)
- ⊕ Refrigeration equipment for catering (sales counter refrigerators, flow-through coolers, portable cooling systems)



THE BEST CONNECTION



ONE SYSTEM ENDLESS POSSIBILITIES

- ⊕ Straight Connections
- ⊕ Straight Reducing Connections
- ⊕ Capillary Connections
- ⊕ Elbows
- ⊕ T-connections
- ⊕ Connections with schrader valve
- ⊕ Stoppers

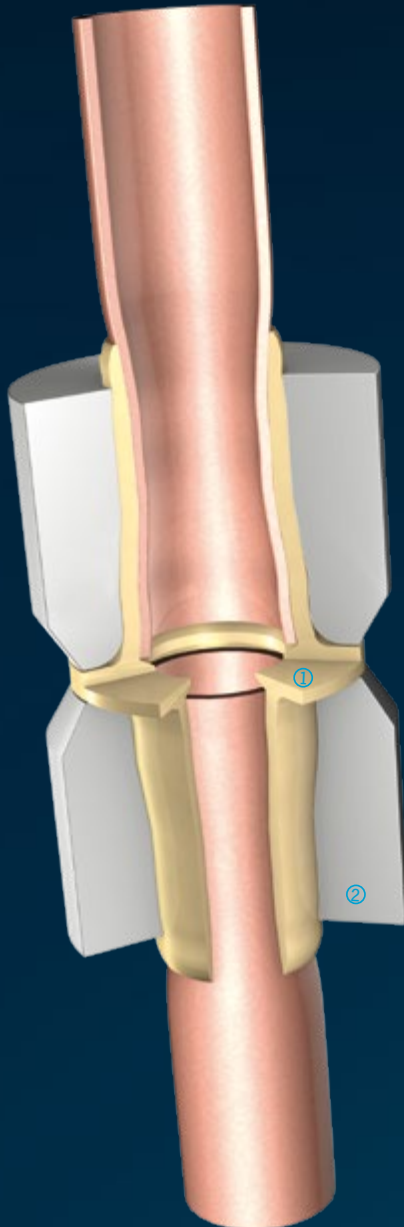
WITH LOKRING YOU CAN:

- ⊕ Replace a compressor
- ⊕ Replace a drier
- ⊕ Replace a charging tube
- ⊕ Repair leaky tubes

LOKRING® BRASS CONNECTORS

THE TYPICAL LOKRING union joint consists of two LOKRINGS and one tubular joint for the acceptance of the two tube ends. Thanks to the conical inner contour of the LOKRING and the special outer contour of the joint, the diameter of the connection is reduced during assembly to such an extent that the joint and the tube

create a hermetically sealed metal-to-metal connection. The lifetime gas-tightness of the fitted connection is ensured by the state of permanent elastic pre-tension, which is produced by the radial forces of the LOKRINGS acting in the opposite direction to the tube-joint connection.



TECHNICAL SPECIFICATIONS

Reference standards:

EN 378-2 and EN 16084

Max. operating pressure:

25 bar* (360 psi*)

Admissible refrigerants:

Suitable for all HCs, HFCs and mixtures.
Not suitable for NH₃.

Temperature range:

-50°C up to 150°C (-58°F up to 302°F)

Tube diameter range:

1.6 to 11 mm (1/16" to 3/8")

Minimum tube wall thickness:

0.5 mm

Approvals:

TÜV (Registered No. 44 780 08 344780)
UL (File SA12004)

COMPONENTS




①

JOINT

②

LOKRING

MATERIAL COMBINATIONS



COPPER

BRASS

STEEL

*Solutions for higher operating pressures on request.

LOKRING[®] ALUMINIUM CONNECTORS



TECHNICAL SPECIFICATIONS

Reference standards:

EN 378-2 and EN 16084

Max. operating pressure:

25 bar (360 psi)

Admissible refrigerants:

Suitable for all HCs, HFCs and mixtures.

Not suitable for NH₃.

Temperature range:

-50°C up to 150°C (-58°F up to 302°F)

Tube diameter range:

2 to 9 mm (5/64" to 5/16")

Minimum tube wall thickness:

0.5 mm

Approvals:


TÜV (Registered No. 44 780 08 344780)

UL (File SA12004)

COMPONENTS



MATERIAL COMBINATIONS







LOKRING® TUBE CONNECTIONS

STARTER KITS



HAND ASSEMBLY TOOL
ASSEMBLY JAWS
LOKPREP
SANDPAPER
DRYERS



STRAIGHT CONNECTORS
STRAIGHT REDUCING CONNECTORS
STRAIGHT CONNECTORS WITH SCHRADER VALVE



LOKRING® STARTER KITS

For a perfect start in the world of quick and, above all, low-cost repairs to plug-in refrigeration equipment.

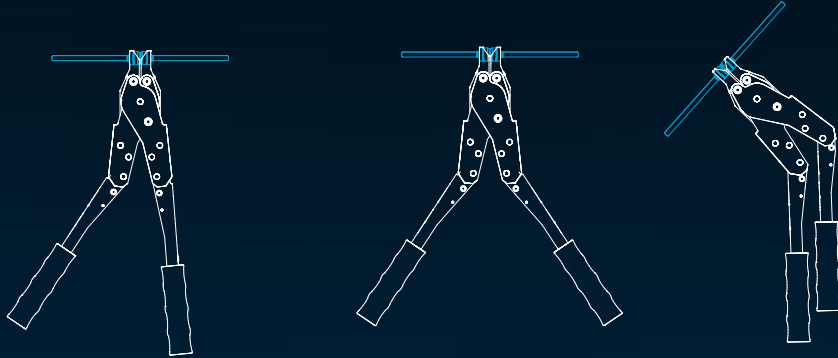


Article no.	Article name	Description
L13005831	LOKBOX CK-RA-01	Complete Kit
L13005828	LOKBOX SK-RA-01	Starter Kit

Article name	Quantity		Article name	Quantity	
	CK-RA-01	SK-RA-01		CK-RA-01	SK-RA-01
LOKTOOL HMRK-V	1	1	LOKRING 3/2 NR Ms 00	5	1
LOKTOOL MB 8	2	2	LOKRING 4/2 NR Ms 00	5	1
LOKTOOL MB 10	1	1	LOKRING 5/1,6 NR Ms 00	5	0
LOKPREP 65G 15 ML	1	1	LOKRING 5/1,8 NR Ms 00	5	1
SP-SL	1	1	LOKRING 5/2 NR Ms 00	5	5
LOKRING 5 NK MS SV 00	2	0	LOKRING 5/4 NR Ms 00	4	1
LOKRING 6 NK MS SV 00	2	0	LOKRING 5/4,5 NR Ms 00	2	0
LOKRING 6 VS MS 00	4	2	LOKRING 6/2 NR Ms 00	4	1
LOKRING 6 NF MS SVNG	5	4	LOKRING 6/4 NR Ms 00	3	1
LOKRING DR 10	3	3	LOKRING 6/4,5 NR Ms 00	3	0
LOKRING DRS 11	3	2	LOKRING 6/5 NR Ms 00	3	2
LOKRING DRS 15	1	1	LOKRING 6,5/5 NR Ms 00	3	0
LOKRING 6 NK AL 00	3	0	LOKRING 6,5/6 NR Ms 00	3	0
LOKRING 7 NK AL 00	2	0	LOKRING 7/4 NR Ms 00	3	1
LOKRING 7,5 NK AL 00	2	0	LOKRING 7/4,5 NR Ms 00	2	0
LOKRING 8 NK AL 00	2	1	LOKRING 7/5 NR Ms 00	3	3
LOKRING 5/2 NR AL 00	3	0	LOKRING 7/6 NR Ms 00	2	2
LOKRING 7/6 NR AL 00	2	1	LOKRING 7,5/5 NR Ms 00	2	0
LOKRING 7,5/6 NR AL 00	2	0	LOKRING 7,5/6 NR Ms 00	2	2
LOKRING 8/6 NR AL 00	2	0	LOKRING 8/5 NR Ms 00	2	2
LOKRING 8/7 NR AL 00	2	1	LOKRING 8/6 NR Ms 00	3	3
LOKRING 8/7,5 NR AL 00	2	1	LOKRING 8/7 NR Ms 00	2	0
LOKRING 9/8 NR AL 00	2	0	LOKRING 8/7,5 NR Ms 00	2	0
LOKRING 2 NK MS 00	5	1	LOKRING 8,5/6 NR Ms 00	3	3
LOKRING 3 NK MS 00	5	0	LOKRING 9/6 NR Ms 00	2	0
LOKRING 4 NK MS 00	1	1	LOKRING 9,53/5 NR Ms 00	2	0
LOKRING 5 NK MS 00	4	3	LOKRING 9,53/6 NR Ms 00	3	3
LOKRING 6 NK MS 00	5	5	LOKRING 9,53/8 NR Ms 00	2	0
LOKRING 8 NK MS 00	2	1			

ASSEMBLY TOOLS

LOKTOOL HMRK-V



Our patented hand assembly tools were developed especially for LOKRING assembly. You only need one tool, because the assembly jaws can be exchanged quickly and easily. Since the handles are offset on both sides, the HMRK-V is also suitable for flexible use during work in hard-to-reach areas.

ASSEMBLY TOOLS

LOKRING HAND ASSEMBLY TOOL



- ⊕ Specially developed for the LOKRING assembly.
- ⊕ Patented lever mechanism for assembly with minimum effort.
- ⊕ Assembly jaws are easy to change for different tube diameters.
- ⊕ Both handles bend for use in hard-to-reach areas.
- ⊕ Made in Germany!

IMPORTANT: Assembly jaws not included.

Article no.	Article name
L13003829	LOKTOOL HMRK-V

ASSEMBLY JAWS FOR LOKRING CONNECTIONS TYPE 00



- ⊕ Suitable for the LOKTOOL HMRK-V and HMRK-L hand assembly tools.
- ⊕ Suitable for double-sided assembly of LOKRING type 00 connections.

Article no.	Article name	For tube outer-ø [mm "]	PU
L13005815	LOKTOOL MB 8	6 - 8 1/4 - 5/16	2
L13005816	LOKTOOL MB 10	9 - 11 3/8	2
L13005817	LOKTOOL MB 12	12 - 13 1/2	2

ASSEMBLY JAWS FOR LOKRING CONNECTIONS TYPE 50



- ⊕ Suitable for the LOKTOOL HMRK-V and HMRK-L hand assembly tools.
- ⊕ Suitable for double-sided assembly of LOKRING type 50 connections.

Article no.	Article name	For tube outer-ø [mm "]	PU
L13005506	LOKTOOL MB 8 EVP	6 - 8 1/4 - 5/16	2
L13005507	LOKTOOL MB 10 EVP	9 - 11 3/8	2
L13005508	LOKTOOL MB 12 EVP	12 - 13 1/2	2

PRE-ASSEMBLY FITTINGS

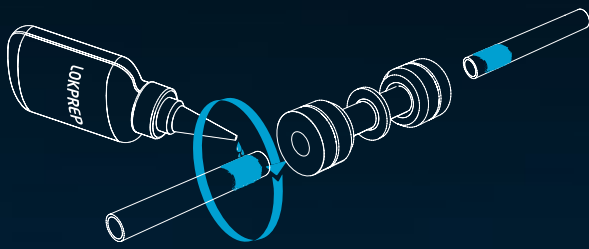


For the single sided pre-assembly of a LOKRING connector type 00.

Article no.	Article name	For LOKRING connector size
L13000871	VME 5	5
L13000872	VME 6	6
L13000873	VME 7	7 - 7,5
L13000875	VME 8	8


LOKPREP

LOKPREP 65G



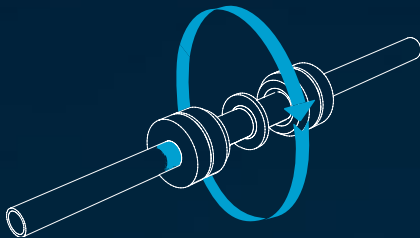
POSSIBILITY A

Move the nozzle 360° around the tube to distribute the LOKPREP evenly.




POSSIBILITY B

Rotate the moistened tube through 360° inside the joint.



POSSIBILITY C

Rotate the joint through 360° around the end of the tube.



Metal tubes can have longitudinal grooves on the surface from production. These production-related faults can be compensated quite easily by moistening the tube ends to be connected with LOKPREP fluid before assembly. Thanks to its capillary characteristic, it can even flow into microscopic cavities and fill these out completely. LOKPREP is not an adhesive, rather an anaerobic sealant which hardens under oxygen exclusion and in contact with free metal ions.

LOKPREP



ANAEROBIC SEALANT



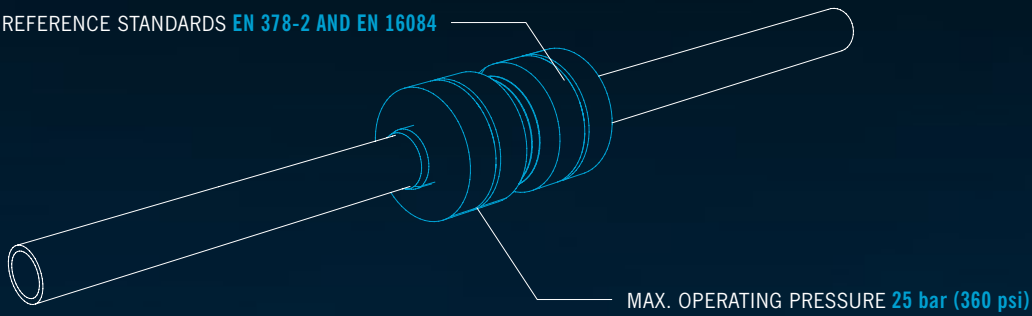
- ⊕ Specially developed for the LOKRING assembly.
- ⊕ Must be used for all LOKRING assemblies.
- ⊕ Compensates for any unevenness in the tube surface.
- ⊕ Ensures that every LOKRING connection is hermetically sealed.

Article no.	Article name	Content [ml]
L14000878	LOKPREP 65G 15 ml	15

LOKRING®

LOKRING STRAIGHT BRASS CONNECTORS

REFERENCE STANDARDS **EN 378-2 AND EN 16084**



- ⊕ CORROSION TEST ACCORDING TO **ISO 9227 NSS**
- ⊕ TEMPERATURE CHANGE **CYCLE TEST**
- ⊕ TENSILE TEST ACCORDING TO **DIN EN 10 002**
- ⊕ ALTERNATING PRESSURE TEST WITH **250,000 CYCLES**
- ⊕ BURST PRESSURE TEST UP TO **200 bar (2,900 psi)**
- ⊕ JOINS: **COPPER TO COPPER / COPPER TO STEEL / STEEL TO STEEL**

STRAIGHT BRASS CONNECTORS



STRAIGHT BRASS CONNECTORS TYPE 00

For connecting copper and/or steel tubes with identical tube outer diameters.

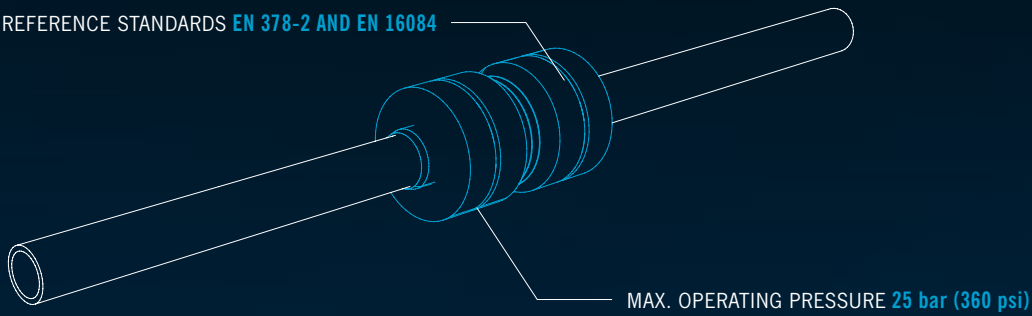


Article no.	Article name	For tube outer-ø [mm "]	
L13000575	LOKRING 1,6 NK Ms 00	1.6	1/16
L13000932	LOKRING 1,8 NK Ms 00	1.8	-
L13000576	LOKRING 2 NK Ms 00	2	5/64
L13000578	LOKRING 2,2 NK Ms 00	2.2	-
L13000579	LOKRING 2,5 NK Ms 00	2.5	3/32
L13000580	LOKRING 3 NK Ms 00	3	-
L13000582	LOKRING 3,2 NK Ms 00	3.2	-
L13000584	LOKRING 4 NK Ms 00	4	5/32
L13000587	LOKRING 5 NK Ms 00	5	3/16
L13000588	LOKRING 6 NK Ms 00	6	1/4
L13000589	LOKRING 6,5 NK Ms 00	6.5	-
L13000590	LOKRING 7 NK Ms 00	7	-
L13000591	LOKRING 7,5 NK Ms 00	7.5	-
L13000592	LOKRING 8 NK Ms 00	8	5/16
L13000595	LOKRING 9,53 NK Ms 00	9.53	3/8
L13000596	LOKRING 10 NK Ms 00	10	-

LOKRING®

LOKRING STRAIGHT ALUMINIUM CONNECTORS

REFERENCE STANDARDS **EN 378-2 AND EN 16084**



- ⊕ CORROSION TEST ACCORDING TO **ISO 9227 NSS**
- ⊕ TEMPERATURE CHANGE **CYCLE TEST**
- ⊕ TENSILE TEST ACCORDING TO **DIN EN 10 002**
- ⊕ ALTERNATING PRESSURE TEST WITH **250,000 CYCLES**
- ⊕ BURST PRESSURE TEST UP TO **200 bar (2900 psi)**
- ⊕ JOINS: **ALUMINIUM TO ALUMINIUM / ALUMINIUM TO COPPER / ALUMINIUM TO STEEL**

STRAIGHT ALUMINIUM CONNECTORS



STRAIGHT ALUMINIUM CONNECTORS TYPE 00



For connecting aluminium tubes and for connecting aluminium tubes to copper or steel tubes with identical tube outer diameters.

Article no.	Article name	For tube outer-ø [mm "]	
L13000498	LOKRING 2 NK AI 00	2	5/64
L13000502	LOKRING 5 NK AI 00	5	3/16
L13005786	LOKRING 6 NK AI 00	6	-
L13005631	LOKRING 7 NK AI 00	7	-
L13005630	LOKRING 7,5 NK AI 00	7,5	-
L13005625	LOKRING 8 NK AI 00	8	5/16

STRAIGHT BRASS REDUCING CONNECTORS

STRAIGHT BRASS REDUCING CONNECTORS TYPE 00



For connecting copper and/or steel tubes with different tube outer diameters.

Article no.	Article name	Outer-ø tube 1		Outer-ø tube 2	
		[mm "]		[mm "]	
L13003115	LOKRING 2/1,8 NR Ms 00	2	5/64 →	1.8	-
L13001157	LOKRING 3/1,8 NR Ms 00	3	- →	1.8	-
L13000612	LOKRING 3/2 NR Ms 00	3	- →	2	5/64
L13000931	LOKRING 4/1,8 NR Ms 00	4	5/32 →	1.8	-
L13000616	LOKRING 4/2 NR Ms 00	4	5/32 →	2	5/64
L13000618	LOKRING 5/1,6 NR Ms 00	5	3/16 →	1.6	1/16
L13000930	LOKRING 5/1,8 NR Ms 00	5	3/16 →	1.8	-
L13000619	LOKRING 5/2 NR Ms 00	5	3/16 →	2	5/64
L13000623	LOKRING 5/2,2 NR Ms 00	5	3/16 →	2.2	-
L13000624	LOKRING 5/2,5 NR Ms 00	5	3/16 →	2.5	3/32
L13000620	LOKRING 5/3 NR Ms 00	5	3/16 →	3	-
L13000621	LOKRING 5/3,5 NR Ms 00	5	3/16 →	3.5	-
L13000622	LOKRING 5/4 NR Ms 00	5	3/16 →	4	5/32
L13001806	LOKRING 5/4,5 NR Ms 00	5	3/16 →	4.5	-
L13002334	LOKRING 6/1,8 NR Ms 00	6	1/4 →	1.8	-
L13000625	LOKRING 6/2 NR Ms 00	6	1/4 →	2	5/64
L13000626	LOKRING 6/2,2 NR Ms 00	6	1/4 →	2.2	-
L13000627	LOKRING 6/2,5 NR Ms 00	6	1/4 →	2.5	3/32
L13000628	LOKRING 6/3 NR Ms 00	6	1/4 →	3	-
L13000629	LOKRING 6/4 NR Ms 00	6	1/4 →	4	5/32
L13000632	LOKRING 6/4,5 NR Ms 00	6	1/4 →	4.5	-
L13000630	LOKRING 6/5 NR Ms 00	6	1/4 →	5	3/16
L13000634	LOKRING 6,5/5 NR Ms 00	6.5	- →	5	3/16
L13000635	LOKRING 6,5/6 NR Ms 00	6.5	- →	6	1/4
L13000640	LOKRING 7/4 NR Ms 00	7	- →	4	5/32

Article no.	Article name	Outer-ø tube 1		Outer-ø tube 2	
		[mm "]		[mm "]	
L13000643	LOKRING 7/4,5 NR Ms 00	7	- →	4.5	-
L13000638	LOKRING 7/5 NR Ms 00	7	- →	5	3/16
L13000639	LOKRING 7/6 NR Ms 00	7	- →	6	1/4
L13000646	LOKRING 7,5/5 NR Ms 00	7.5	- →	5	3/16
L13000645	LOKRING 7,5/6 NR Ms 00	7.5	- →	6	1/4
L13000651	LOKRING 8/2 NR Ms 00	8	5/16 →	2	5/64
L13000659	LOKRING 8/2,2 NR Ms 00	8	5/16 →	2.2	-
L13000652	LOKRING 8/4 NR Ms 00	8	5/16 →	4	5/32
L13000653	LOKRING 8/5 NR Ms 00	8	5/16 →	5	3/16
L13000654	LOKRING 8/6 NR Ms 00	8	5/16 →	6	1/4
L13000656	LOKRING 8/6,5 NR Ms 00	8	5/16 →	6.5	-
L13000657	LOKRING 8/7 NR Ms 00	8	5/16 →	7	-
L13000658	LOKRING 8/7,5 NR Ms 00	8	5/16 →	7.5	-
L13000674	LOKRING 8,5/6 NR Ms 00	8.5	- →	6	1/4
L13000675	LOKRING 8,5/8 NR Ms 00	8.5	- →	8	5/16
L13000678	LOKRING 9/6 NR Ms 00	9	- →	6	1/4
L13000679	LOKRING 9/8 NR Ms 00	9	- →	8	5/16
L13000683	LOKRING 9,53/5 NR Ms 00	9.53	3/8 →	5	3/16
L13000684	LOKRING 9,53/6 NR Ms 00	9.53	3/8 →	6	1/4
L13000686	LOKRING 9,53/8 NR Ms 00	9.53	3/8 →	8	5/16
L13000695	LOKRING 10/6 NR Ms 00	10	- →	6	1/4
L13000696	LOKRING 10/8 NR Ms 00	10	- →	8	5/16
L13000705	LOKRING 11/6 NR Ms 00	11	- →	6	1/4
L13000706	LOKRING 11/8 NR Ms 00	11	- →	8	5/16
L13000707	LOKRING 11/9,53 NR Ms 00	11	- →	9.53	3/8

STRAIGHT ALUMINIUM REDUCING CONNECTORS

STRAIGHT BRASS REDUCING CONNECTORS TYPE 00



For connecting aluminium tubes and for connecting aluminium tubes to copper or steel tubes with different tube outer diameters.

Article no.	Article name	Outer-ø tube 1		→	Outer-ø tube 2	
		[mm "]			[mm "]	
L13001785	LOKRING 4/2 NR AI 00	4	5/32	→	2	5/64
L13002432	LOKRING 5/1,8 NR AI 00	5	3/16	→	1.8	-
L13002357	LOKRING 5/2 NR AI 00	5	3/16	→	2	5/64
L13000964	LOKRING 6/2 NR AI 00	6	1/4	→	2	5/64
L13005641	LOKRING 6/5 NR AI 00	6	1/4	→	5	3/16
L13005645	LOKRING 7/6 NR AI 00	7	-	→	6	1/4
L13005648	LOKRING 7,5/6 NR AI 00	7.5	-	→	6	1/4
L13005650	LOKRING 8/2 NR AI 00	8	5/16	→	2	5/64

Article no.	Article name	Outer-ø tube 1		→	Outer-ø tube 2	
		[mm "]			[mm "]	
L13005651	LOKRING 8/3 NR AI 00	8	5/16	→	3	-
L13005652	LOKRING 8/5 NR AI 00	8	5/16	→	5	3/16
L13005653	LOKRING 8/6 NR AI 00	8	5/16	→	6	1/4
L13005656	LOKRING 8/6,5 NR AI 00	8	5/16	→	6.5	-
L13005654	LOKRING 8/7 NR AI 00	8	5/16	→	7	-
L13005655	LOKRING 8/7,5 NR AI 00	8	5/16	→	7.5	-
L13005657	LOKRING 9/8 NR AI 00	9	-	→	8	5/16

ELBOW CONNECTORS AND T-REDUCING CONNECTORS

90° BRASS ELBOW CONNECTORS TYPE 50



90° elbow for connecting copper and/or steel tubes with identical tube outer diameters.

Article no.	Article name	For tube outer-ø [mm "]	
L13004621	LOKRING 6 NWK Ms 50	6	-
L13004775	LOKRING 6,35 NWK Ms 50	6.35	1/4
L13001978	LOKRING 8 NWK Ms 50	8	-
L13001397	LOKRING 9,53 NWK Ms 50	9.53	3/8
L13001313	LOKRING 10 NWK Ms 50	10	-

BRASS T-REDUCING CONNECTORS TYPE 00



- ⊕ For connecting copper and/or steel tubes with different tube outer diameters.
- ⊕ Allows insertion of a capillary tube into the suction line.

IMPORTANT: For making the assembly, the LOKTOOL NTR-8 is required.

Article no.	Article name	Outer-ø tube 1 [mm "]		Outer-ø tube 2 [mm "]		Outer-ø tube 3 [mm "]	
L13000748	LOKRING 7/6/2 NTR Ms 00	7	-	6	1/4	2	5/64
L13000750	LOKRING 7,5/6/2 NTR Ms 00	7.5	-	6	1/4	2	5/64
L13000751	LOKRING 8/6/2 NTR Ms 00	8	5/16	6	1/4	2	5/64

ASSEMBLY FITTING



- ⊕ For assembling a T-branch.
- ⊕ Suitable for LOKRING T-connectors or T-reducing connectors type 00.
- ⊕ For assembly, the insert is simply inserted into the assembly jaw.

Article no.	Article name
L13000864	LOKTOOL NTR-8

CONNECTORS WITH SCHRADER VALVE AND STOPPERS

BRASS CONNECTORS TYPE 00 WITH SCHRADER VALVE



- ⊕ For connecting copper and/or steel tubes with identical tube outer diameters.
- ⊕ With 1/4" SAE schrader valve port connection.

Article no.	Article name	For tube outer-ø	
		[mm]	["]
L13000775	LOKRING 5 NK Ms SV 00	5	3/16
L13000776	LOKRING 6 NK Ms SV 00	6	1/4
L13000778	LOKRING 8 NK Ms SV 00	8	5/16
L13000779	LOKRING 9,53 NK Ms SV 00	9.53	3/8

BRASS STOPPERS TYPE 00

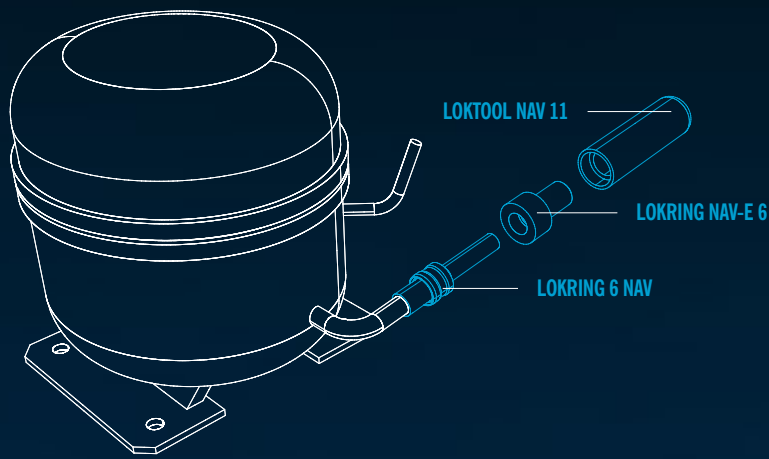


For hermetically sealing tube ends.

Article no.	Article name	For tube outer-ø	
		[mm]	["]
L13000765	LOKRING 5 VS Ms 00	5	3/16
L13000766	LOKRING 6 VS Ms 00	6	1/4
L13000767	LOKRING 7 VS Ms 00	7	-
L13000769	LOKRING 8 VS Ms 00	8	5/16
L13000771	LOKRING 9,53 VS Ms 00	9.53	3/8

NAV CONNECTIONS

EXAMPLE OF USE



NAV connections allow the use of LOKRING on the short tube ends of a compressor.

NAV CONNECTIONS

NAV CONNECTIONS



- ⊕ Allows the use of LOKRING on the short tube ends of a compressor.
- ⊕ Can only be used in conjunction with the NAV assembly tool and the corresponding NAV assembly insert.

Article no.	Article name	For tube outer-ø [mm "]	
L13000817	LOKRING 6 NAV	6.35	1/4
L13000818	LOKRING 7 NAV	7	-
L13000819	LOKRING 7,5 NAV	7.5	-
L13000820	LOKRING 8 NAV	8	-
L13000926	LOKRING 9,53 NAV	9.53	3/8

NAV ASSEMBLY TOOL



Basic tool for assembling LOKRING NAV connections.

Article no.	Article name
L13000919	LOKTOOL NAV 11

NAV ASSEMBLY FITTINGS

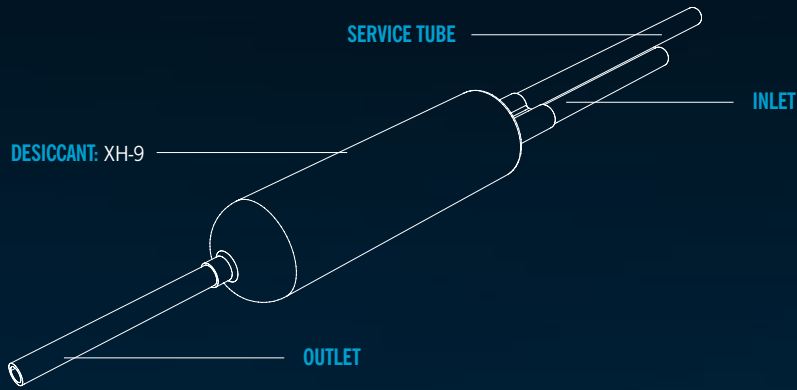


Assembly insert for the NAV 11 assembly tool for assembling LOKRING NAV connections.

Article no.	Article name	For NAV connection sizes
L13000914	LOKRING NAV-E 6	6
L13000915	LOKRING NAV-E 8/7	7 - 8
L13000917	LOKRING NAV-E 9,53	9.53

FILTER DRYERS


FILTER DRYER WITH TWO INLETS



Protects the refrigeration circuit against moisture, acids and dirt particles.

FILTER DRYERS

FILTER DRYERS



- ⊕ Protects the refrigeration circuit against moisture, acids and dirt particles.
- ⊕ Desiccant: XH-9

Article no.	Article name	Tube outer-ø (inlet) [mm]	Tube outer-ø (outlet) [mm]	Drying agent [g]	Total length [mm]	Outer-ø (drier) [mm]
L14000128	LOKRING DR 10	5	5	10	200	19
L14000377	LOKRING DR 20	5	5	20	218	24

FILTER DRYERS WITH TWO INLETS



- ⊕ Protects the refrigeration circuit against moisture, acids and dirt particles.
- ⊕ Desiccant: XH-9
- ⊕ Service tube outer-ø: 6 mm

Article no.	Article name	Tube outer-ø (inlet) [mm]	Tube outer-ø (outlet) [mm]	Drying agent [g]	Total length [mm]	Outer-ø (drier) [mm]
L14000636	LOKRING DR 10-2E	5	5	10	245	19
L14000611	LOKRING DR 15-2E	6	5	15	255	25

FILTER DRYERS WITH SCHRADER VALVE



- ⊕ Protects the refrigeration circuit against moisture, acids and dirt particles.
- ⊕ Desiccant: XH-9
- ⊕ Service tube outer-ø: 6 mm

Article no.	Article name	Tube outer-ø (inlet) [mm]	Tube outer-ø (outlet) [mm]	Drying agent [g]	Total length [mm]	Outer-ø (drier) [mm]
L14002319	LOKRING DRS 11	5	5	11	245	19
L14000118	LOKRING DRS 15	6	5	15	230	25

CHARGING TUBES

CHARGING TUBES WITH SCHRADER VALVE



Copper charging tube with 1/4" SAE schrader valve connection for loss-free charging and sealing of refrigeration circuits.

CHARGING TUBES

CHARGING TUBES WITH SCHRADER VALVE



- ⊕ Copper charging tube with 1/4" SAE schrader valve connection for loss-free charging and sealing of refrigeration circuits.
- ⊕ Suitable for flammable refrigerants.

Technical Data

- ⊕ Tube outer-ø: 6 mm
- ⊕ Wall thickness: 0.7 mm
- ⊕ Operating pressure: 0 to 30 bar (0 to 435 psi)
- ⊕ Temperature range: -30°C to 150°C (-22°F to 302°F)

Article no.	Article name	Total length [mm]
L14000143	LOKRING 6 NF Ms SV-NG	≈100
L14000139	LOKRING 6 NF Ms SV 01	≈330

CHARGING TUBES



Can be used with LOKRING 6 VS Ms 00 to seal refrigeration circuits.

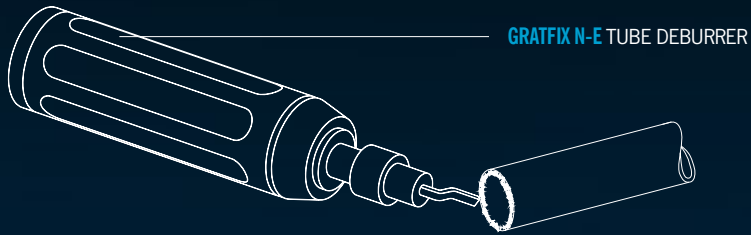
Technical Data

- ⊕ Tube outer-ø: 6 mm
- ⊕ Wall thickness: 1.0 mm
- ⊕ Operating pressure: 0 to 30 bar (0 to 435 psi)
- ⊕ Temperature range: -30°C to 150°C (-22°F to 302°F)

Article no.	Article name	Total length [mm]
L14000609	LOKRING 6 NF Ms 00	≈150

ACCESSORIES

TUBE DEBURRER



For quick and clean deburring of tubes, edges and steel plates.

ACCESSORIES

SANDPAPER



- ⊕ For cleaning tube ends.
- ⊕ Grain: 120
- ⊕ Dimensions: 230 mm x 280 mm
- ⊕ Highest quality from 3M.

Article no.	Article name
L14000002	SP-SL

ABRASIVE MAT



- ⊕ For cleaning tube ends without scratching.
- ⊕ Suitable for all surfaces.
- ⊕ Solvent-resistant.
- ⊕ Dimensions: 158 mm x 224 mm
- ⊕ Highest quality from 3M.

Article no.	Article name
L13004251	SV.3

COMPACT TUBE CUTTER



Diameter range: 6 to 12.7 mm (1/4" to 1/2")

Article no.	Article name	Description
L14001102	TC-1050	Tube cutter
L14001103	TCS-1050	Cutting blade

CAPILLARY TUBE CUTTING PLIERS



- ⊕ For clean cutting of capillary tubes.
- ⊕ No reduction of inner diameter.
- ⊕ Suitable for all capillary tube diameters.

Article no.	Article name
L14000005	CTP-1

ACCESSORIES

TUBE CUTTING PLIERS



- ⊕ For cutting aluminium, copper and steel tubes.
- ⊕ Can be used on wall thicknesses up to 1 mm.
- ⊕ Diameter range: 4 to 12.7 mm (5/32" to 1/2")
- ⊕ A 120° rotation is sufficient to make the cut.
- ⊕ Particularly useful in tight assembly areas.
- ⊕ Minimizes the loss of assembly length of the tube to be separated.

Article no.	Article name	Description
L14000166	LRSZ	Tube cutting pliers
L13001304	LRSM	Cutting blade

PINCH-OFF TOOL



- ⊕ For pinching off charging tubes.
- ⊕ Diameter range: up to 10 mm (3/8")

Article no.	Article name
L14000201	ABZ-008

PIERCING PLIERS TOOL SET



- ⊕ For opening the refrigeration circuit.
- ⊕ For recovering refrigerant and conducting pressure tests.
- ⊕ Suitable for driers or copper tubes.
- ⊕ For tube outer diameters of 6, 8 and 10 mm (1/4", 5/16" and 3/8").
- ⊕ Hose connection: 1/4" SAE

Article no.	Article name
L13001976	AZ-027K

Scope of supply

Article no.	Article name	Description	Quantity
L14000202	AZ-027	Piercing pliers	1
L14000211	AZ-027A	Spare insert	1
L14000212	AZ-027B	Spare gasket	1
L14000370	AZ-027C	Gasket for insert	1
L14000651	AZ-027D	Insert 1/4"	1
L14000654	AZ-027E	Insert 5/16"	1



PIERCING PLIERS



- ⊕ For recovering refrigerant from defective but still pressurised refrigeration circuits.
- ⊕ Suitable for copper tubes.
- ⊕ For tube outer diameter of 6 mm (1/4").
- ⊕ Hose connection: 1/4" SAE

Article no.	Article name	Description
L13004882	EZ-LC	Piercing pliers
L14003018	EZ-LC-E	Piercing pin
L14003019	EZ-LC-D	Spare gasket

TUBE PIERCING VALVE



- ⊕ For opening the refrigeration circuit.
- ⊕ For recovering refrigerant and conducting pressure tests.
- ⊕ For tube outer diameters of 6, 8 and 10 mm (1/4", 5/16" and 3/8").
- ⊕ Hose connection: 1/4" SAE

Article no.	Article name
L14001027	BPV31

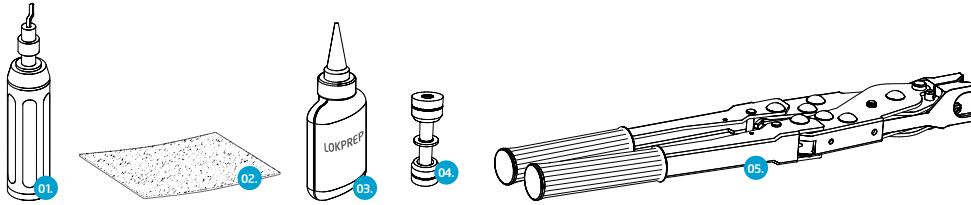
TUBE DEBURRER



For quick and clean deburring of tubes, edges and steel plates.

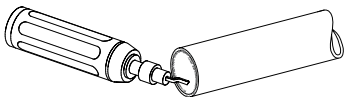
Article no.	Article name	Description
L14001362	Gratfix N-E	Tube deburrer
L14001363	N-E100	Replacement blade

LOKRING® ASSEMBLY TYPE 00

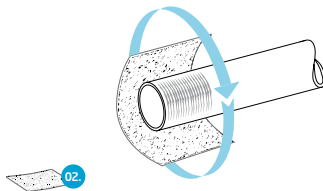


01. TUBE DEBURRER 02. SANDPAPER 03. LOKPREP 65G 04. LOKRING CONNECTOR 05. HAND ASSEMBLY TOOL WITH ASSEMBLY JAWS MB

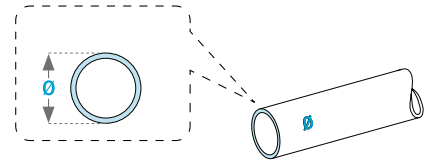
! Deburr the tube end all the way round using a tube deburrer (01). Use different deburring tools for different materials.



! Clean the tube end by rubbing it in rotary movements using the sandpaper (02).

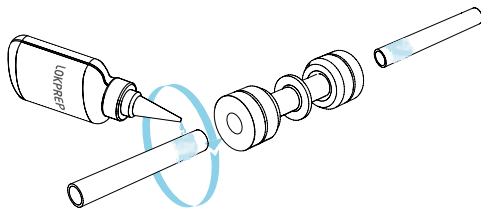


! Determine the outer tube diameter \varnothing on the basis of tube coding or using a slide gauge.

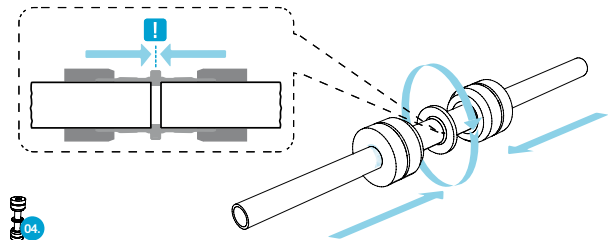


\varnothing = outer tube diameter

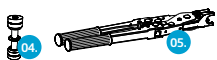
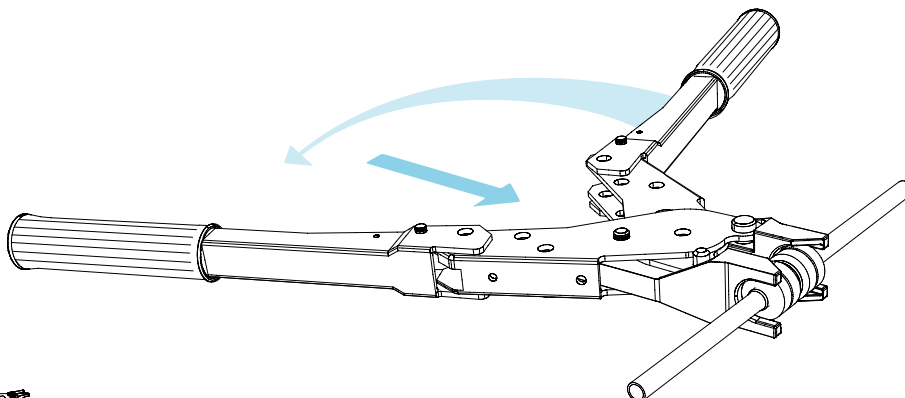
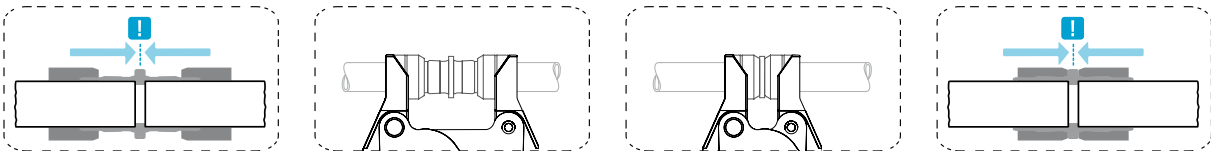
1 Apply LOKPREP 65G (03) all the way round the sealing area of the tube ends. Respect the correct curing time of the LOKPREP 65G (03).



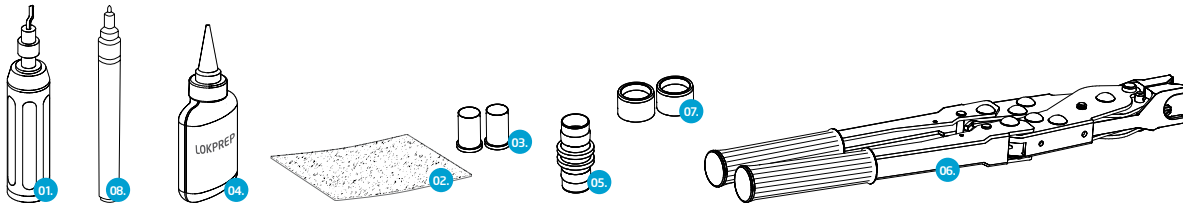
2 Insert both tube ends into the LOKRING connector (04) until the tubes reach the inner stop **!**. Rotate the LOKRING connector (04) through 360° to distribute the LOKPREP evenly.



3 Put the assembly jaws of the hand assembly tool (05) in place behind the rings of the LOKRING connector (04). Press the tube connection together. **!** Do not change the insertion depth of the tubes and the LOKRING connector (04). Press the tube connection until the rings of the LOKRING connector (04) are flush to the assembly stop of the LOKRING connector (04).

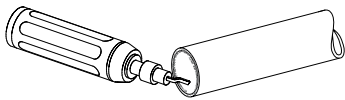


LOKRING® ASSEMBLY TYPE 50

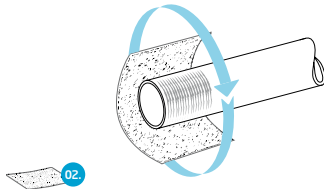


01. TUBE DEBURRER 02. ABRASIVE MAT 03. STABILISATION INSERTS 04. LOKPREP 05. JOINT 06. HAND ASSEMBLY TOOL WITH ASSEMBLY JAWS MB EVP 07. LOKRINGS 08. PERMANENT MARKER

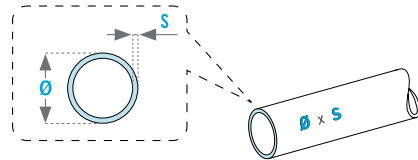
! Deburr the tube end all the way round using a tube deburrer (01). Use different deburring tools for different materials.



! Clean the tube end by rubbing it in rotary movements using the abrasive mat (02).

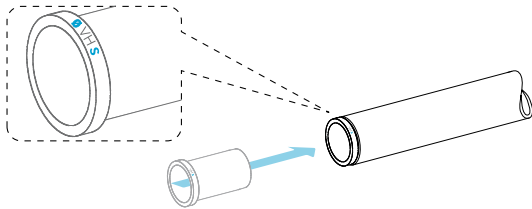


! Determine the tube wall thickness S and the outer tube diameter \emptyset on the basis of tube coding or using a slide gauge.

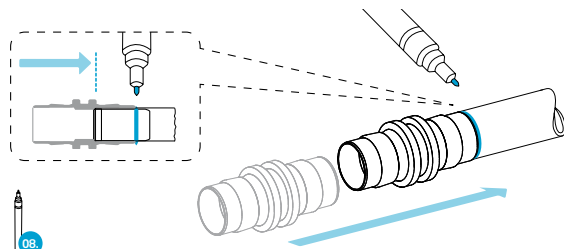


\emptyset = outer tube diameter S = tube wall thickness

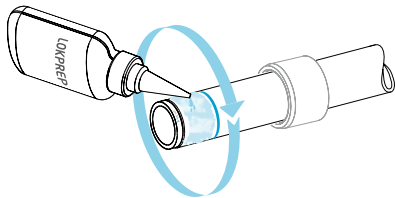
1 Insert a stabilisation insert (03) suitable for the material, the outer tube diameter \emptyset and tube wall thickness S . Stabilisation inserts may not be necessary in case of use with refrigerants with an operating pressure lower than 25 bar (e.g. R134a car A/C systems or refrigerator cabinets).



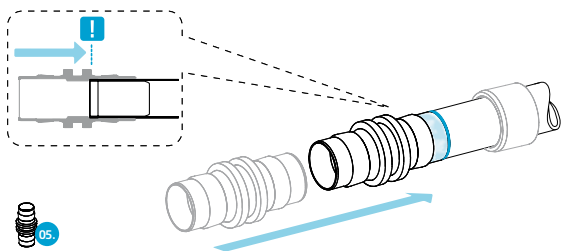
2 Before applying the LOKPREP (04), push the connecting joint onto the tube until you can feel the inner stop. Mark (08) the correct insertion depth on the tube.



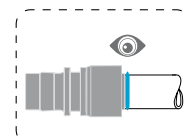
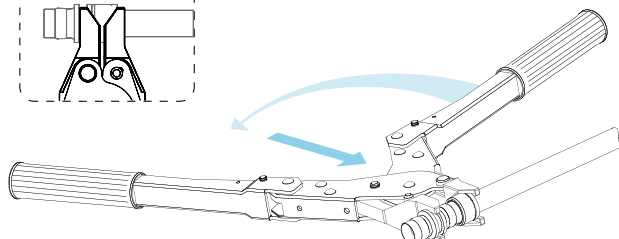
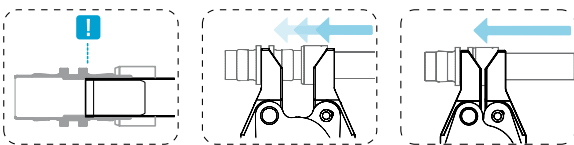
3 Choose the correct LOKPREP for the tube material and the ambient temperature. Apply LOKPREP (04) all the way round the sealing area of the tube end. Respect the correct curing time of the LOKPREP.



4 Push the connection joint (05) onto the tube until it reaches the inner stop **!**




5 Put the assembly jaws (06) in place behind the LOKRING (07) and the assembly stop of the joint (05). Press the tube connection together. **!** Do not change the insertion depth of the tube and connecting joint. Press the tube connection until the LOKRING (07) is flush to the assembly stop of the joint (05).



Check the correct assembly/insertion depth on the basis of the position marking.



NOTES





ONLINE-SERVICE

FOR FURTHER INFORMATION, PLEASE REFER TO OUR WEBSITE WWW.VULKAN.COM.



AUTHORISED DISTRIBUTORS

www.vulkan.com/en-us/lokring/contact/



VIDEOS

www.vulkan.com/en-us/lokring/videos/



TECHNICAL DOCUMENTATION AND SUBMITTAL

www.vulkan.com/en-us/lokring/downloads/technical-documentation-and-submittal



CATALOGUES & BROCHURES

www.vulkan.com/en-us/lokring/downloads/



CERTIFICATES

www.vulkan.com/en-us/lokring/downloads/certificates/

IMPRINT

PUBLISHER:

VULKAN Lokring Rohrverbindungen GmbH & Co. KG
Heerstraße 66, 44653 Herne / Germany
Tel.: + 49 (23 25) 922-155
Fax: + 49 (23 25) 51222
E-mail: info.lok@vulkan.com

CONCEPT AND DESIGN:

Hackforth Holding GmbH & Co. KG / MSC
Heerstraße 66, 44653 Herne / Germany
E-mail: marketing@vulkan.com

PREPRESS:

Hackforth Holding GmbH & Co. KG / MSC
Heerstraße 66, 44653 Herne / Germany
E-mail: marketing@vulkan.com

VALIDITY CLAUSE

The LOKRING® tube connection technology represents a proven method of producing hermetically sealed metal-to-metal tube connections. The LOKRING® tube connections are mainly used in the refrigeration and air conditioning industries. The use of LOKRING® tube connection technology in other fields is to be discussed with VULKAN Lokring. VULKAN Lokring as the supplier is responsible for the qualitative delivery of the tube connections and tools which are ordered from this catalogue.

The purchaser is responsible for the use of the LOKRING® tube connections and tools as directed. The assembly has to be done accordingly to the instructions and exclusively with original LOKRING® parts. The present Vehicle Air Conditioning catalogue shall replace all previous editions, any previous printings shall no longer be valid. The data contained in this catalogue refers to the valid state of affairs in time of the copy deadline. Any changes due to technical progress are reserved.

Status: 04/2015

All duplication, reprinting and translation rights are reserved. Further remarks for the LOKRING® assembly are available on request.

Article no.: L19000213



www.vulkan.com/en-us/lokring/videos/